

WALL HUNG CONDENSING COMBI BOILER

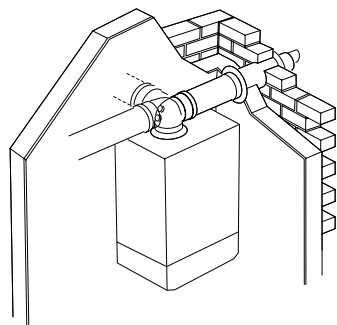
ENERGYSAVER COMBI



ENERGYSAVER COMBI 80, 100

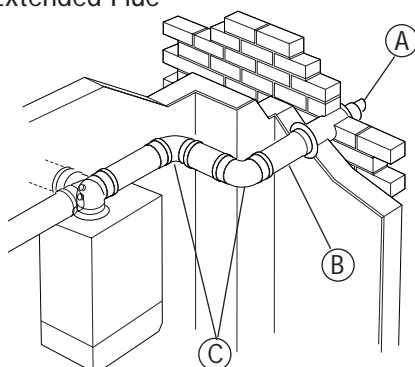
HORIZONTAL FLUE OPTIONS

Standard Horizontal Flue



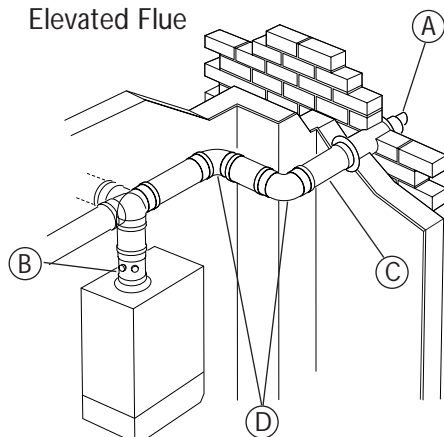
MODEL	MAX LENGTH OF STANDARD PACK	DESCRIPTION OF PARTS REQUIRED	PART NUMBER
ALL	755mm	Standard Horizontal Flue Kit (Measured from the elbow)	456037

Standard Horizontal Extended Flue



MODEL	MAX FLUE LENGTH (m)	DESCRIPTION OF PARTS REQUIRED	PART NUMBER
80	3.5m	(A) Standard Horizontal Flue Kit (B) 1m Extension Pipe (as required) (C) 90° Bend (as required)	456037
100	3.5m		456056
	plus a maximum 3x90° bends plus the standard horizontal flue kit		456066

Standard Horizontal Elevated Flue



MODEL	MAX FLUE LENGTH (m)	DESCRIPTION OF PARTS REQUIRED	PART NUMBER
80	3.5m	(A) Standard Horizontal Flue Kit (B) Elevated Horizontal Adaptor (C) 1m Extension Pipe (as required) (D) 90° Bend (as required)	456037
100	3.5m		456070
	plus a maximum 3x90° bends plus the standard horizontal flue kit		456056
			456066

WALL HUNG CONDENSING COMBI BOILER

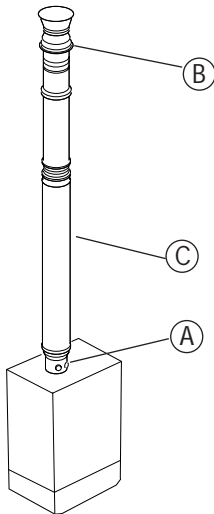
ENERGYSAVER COMBI



ENERGYSAVER COMBI 80, 100

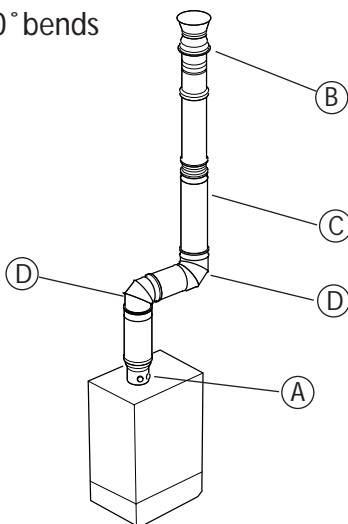
VERTICAL FLUE OPTIONS

Straight



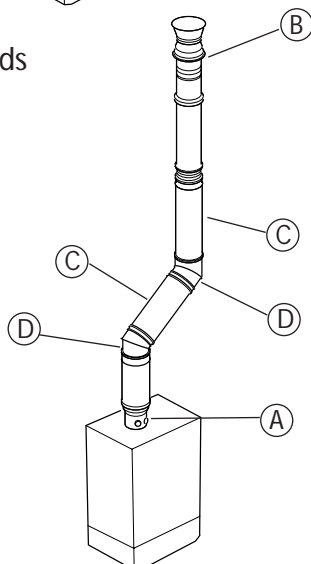
MODEL	MAX FLUE LENGTH (m)	DESCRIPTION OF PARTS REQUIRED	PART NUMBER
80	*8m	(A) Vertical Flue Adaptor Kit	456069
100	*8m	(B) Roof Terminal	456045
	*Plus the Terminal assembly	(C) 1m Extension Pipe (as required)	456057

90° bends



MODEL	MAX FLUE LENGTH (m)	DESCRIPTION OF PARTS REQUIRED	PART NUMBER
80	*8m	(A) Vertical Flue Adaptor Kit	456069
100	*8m	(B) Roof Terminal	456045
	*Plus the Terminal assembly and a maximum of 8 x 90° bends	(C) 1m Extension Pipe (as required)	456057
		(D) 90° Bend (as required)	456067

45° bends



MODEL	MAX FLUE LENGTH (m)	DESCRIPTION OF PARTS REQUIRED	PART NUMBER
80	*8m	(A) Vertical Flue Adaptor Kit	456069
100	*8m	(B) Roof Terminal	456045
	*Plus the Terminal assembly and a maximum of 16 x 45° bends	(C) 1m Extension Pipe (as required)	456057
		(D) 45° Bend (as required)	456068

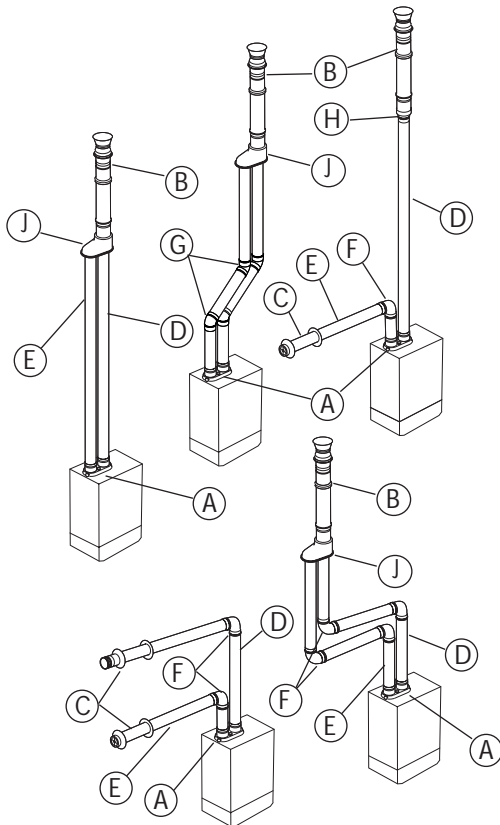
WALL HUNG CONDENSING COMBI BOILER

ENERGYSAVER COMBI



ENERGYSAVER COMBI 80, 100

TWIN FLUE OPTIONS

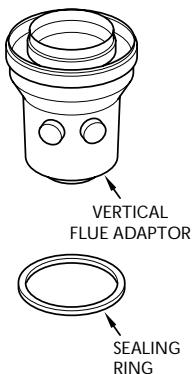


MODEL	MAX FLUE LENGTH (m)	DESCRIPTION OF PARTS REQUIRED	PART NUMBER
80	*20m	(A) Twin Flue Adaptor Kit	456071
100	*20m	(B) Roof Terminal	456045
		(C) Horizontal Twin Flue Terminals	456051
		(D) 1m Outlet Extension Pipe	456052
		(E) 1m Inlet Extension Pipe	456055
		(F) 90° Bend (as required)	456064
		(G) 45° Bend (as required)	456063
		(H) Single Pipe to Terminal Adaptor	456065
		(J) Twin Pipe to Concentric Adaptor	456062

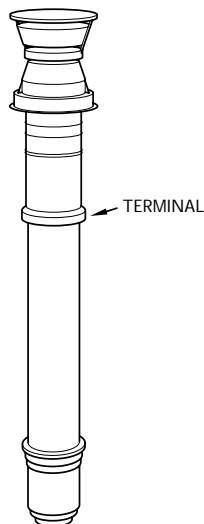
* NOTE : Maximum 20 metres combined air and flue ducting.
(eg. 10 metres air + 10 metres flue = 20 metres)

FLUE OPTIONS

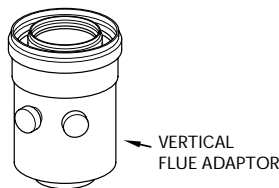
VERTICAL FLUE ADAPTOR KIT
456069



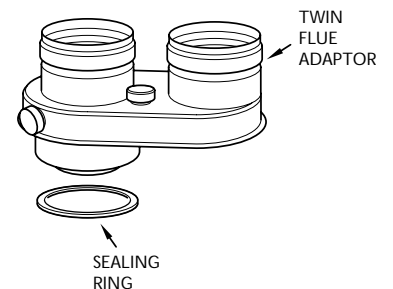
ROOF TERMINAL
456045



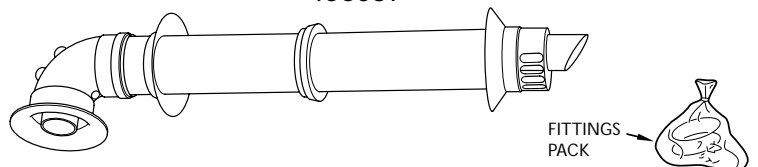
ELEVATED HORIZONTAL ADAPTOR KIT
456070



TWIN FLUE ADAPTOR KIT
456071



STANDARD HORIZONTAL FLUE KIT
456037



ACCESSORIES

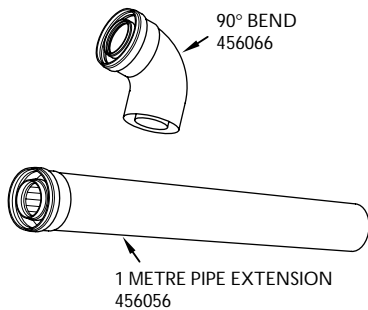
ENERGYSAVER COMBI

ENERGYSAVER COMBI 80, 100

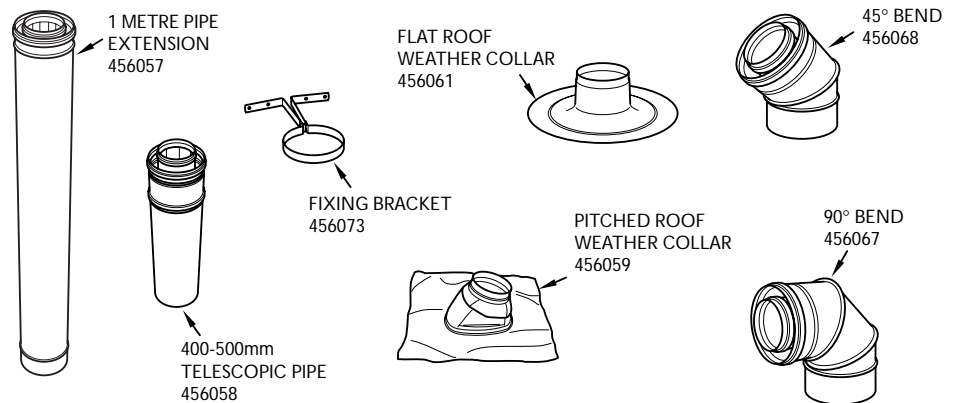


ACCESSORIES

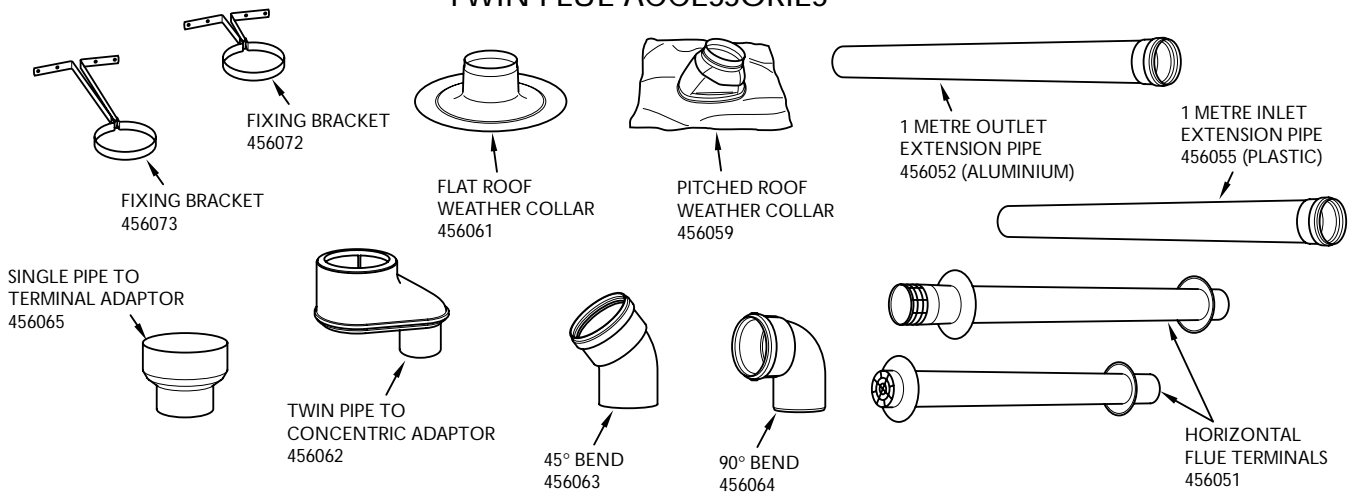
HORIZONTAL ACCESSORIES



VERTICAL FLUE ACCESSORIES



TWIN FLUE ACCESSORIES



HEATCALL
One Contact-Local Service

Customer Services:
Telephone 01773 828100 Fax: 01773 828070

benchmark
The code of practice for the installation,
commissioning & servicing of central heating systems



Hepworth Heating Ltd
A HEPWORTH PLC COMPANY

Nottingham Road, Belper, Derbyshire. DE56 1JT
General Sales Enquiries:
Telephone: 01773 824141 Fax: 01773 828123

The illustrations show our products as realistically as possible, however the limitations of photography and printing may result in goods varying slightly from the illustration.

Hepworth Heating Limited pursue a policy of continual improvement in design and performance of its products.

In pursuance of this policy we reserve the right to alter specification and designs.

The statutory rights of the consumer are not affected.