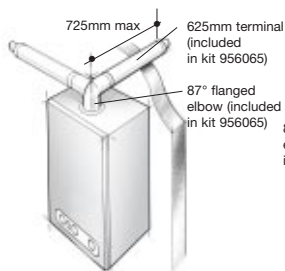


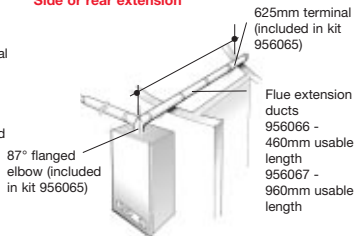
## HORIZONTAL FLUEING

### Standard side or rear flue assembly

Use Eden standard horizontal flue kit (956065)



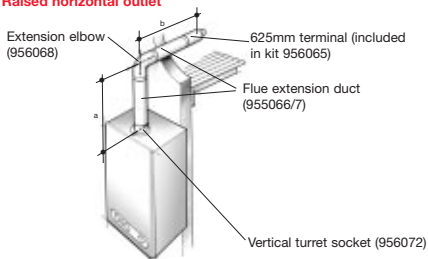
### Side or rear extension



Maximum allowable flue length  
Eden Vb, Sb and Cb = 5000mm

## RAISED HORIZONTAL

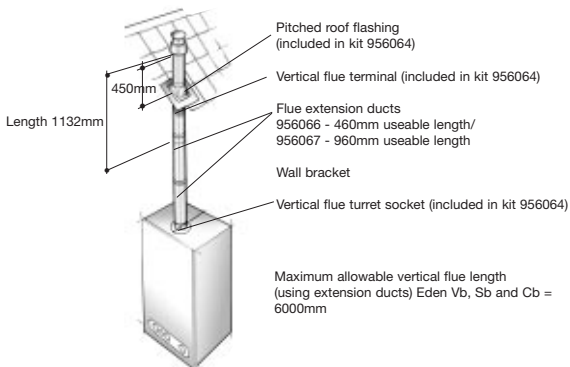
### Raised horizontal outlet



Maximum allowable raised horizontal (a+b) flue length = 5000mm  
If additional bends are used maximum length should be reduced accordingly (see flue components page 13 for restrictive lengths)

## VERTICAL FLUEING

Use Eden vertical flue kit (956064)



Maximum allowable vertical flue length  
(using extension ducts) Eden Vb, Sb and Cb = 6000mm

If additional bends are used maximum length should be reduced accordingly (see page 15 for restrictive length)